

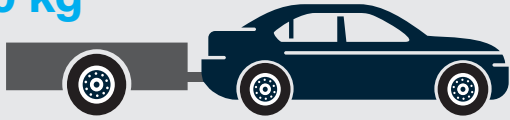
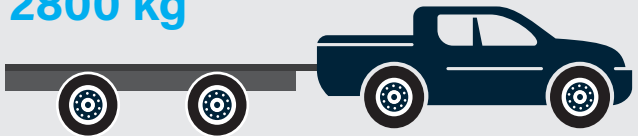
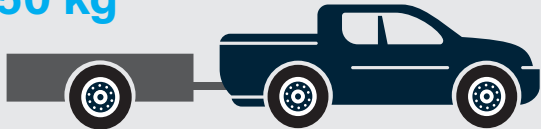
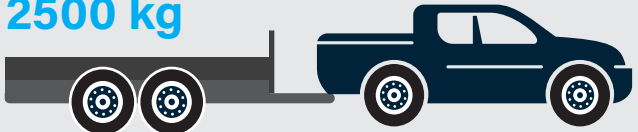
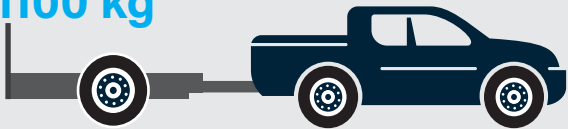
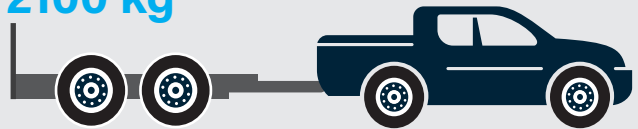
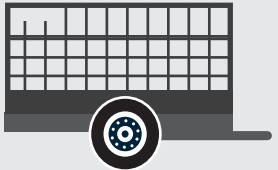
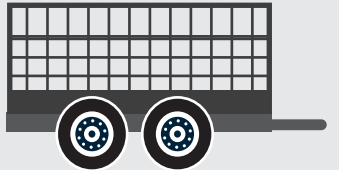
Is your Load Compliant?

Trailer Maximum Weight Guidelines

Weight guidelines can vary depending on the following:

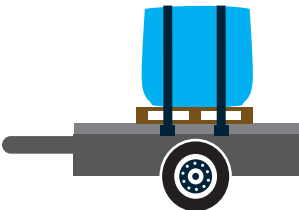
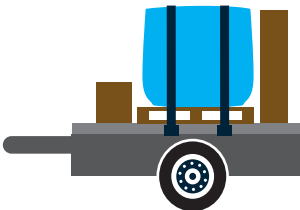
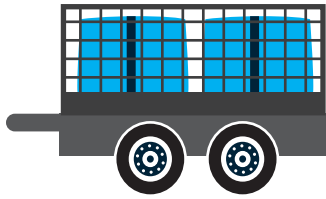
Tow Vehicle	Weight, Size
Tow Bar	Unbraked Rating/Braked Rating
Trailer	Braked/Unbraked, Single Axle/Tandem Axle, Trailer Dimensions, Axle spacing, Sprung/Unsprung

The following is a guide only, please always refer to Manufacturers guidelines. In general, the following applies:

Single Axle Trailer	Tandem Axle Trailer
<p>Single Axle Trailer behind Car</p> <p>750 kg</p> 	<p>Flat Deck Tandem Axle Trailer behind large Car/Ute/SUV</p> <p>2800 kg</p> 
<p>Single Axle Trailer behind large Car/Ute/SUV</p> <p>950 kg</p> 	<p>Tandem Axle Trailer behind large Car/Ute/SUV</p> <p>2500 kg</p> 
<p>Single Axle Car Transporter</p> <p>1100 kg</p> 	<p>Tandem Axle Car Transporter behind large Car/Ute/SUV</p> <p>2100 kg</p> 
<p>Single Axle Cage Trailer</p> <p>680 kg</p> 	<p>Tandem Axle Cage Trailer</p> <p>2000 kg</p> 

Secure your Load

Load must be correctly secured onto vehicles to prevent product moving or escaping during transport.

Lash	Restrain	Contain
 <p>Lashings secure product to the load platform. Ensure lashings are in good condition. All bags must be secured with the correct load-rated tie-downs.</p>	 <p>Loading racks, headboards, chocks, dunnage boards or stay bars can further restrain product and prevent movement during transport.</p>	 <p>Product is contained in a Cage Trailer. Product must be tied down to prevent movement. Lock the cage to keep product secure.</p>

The Chain of Responsibility



We have a **shared responsibility** when transporting product on New Zealand roads.

The NZ Transport Agency recognises that compliance breaches by drivers can be caused or influenced by the actions of others.